

Coronavirus

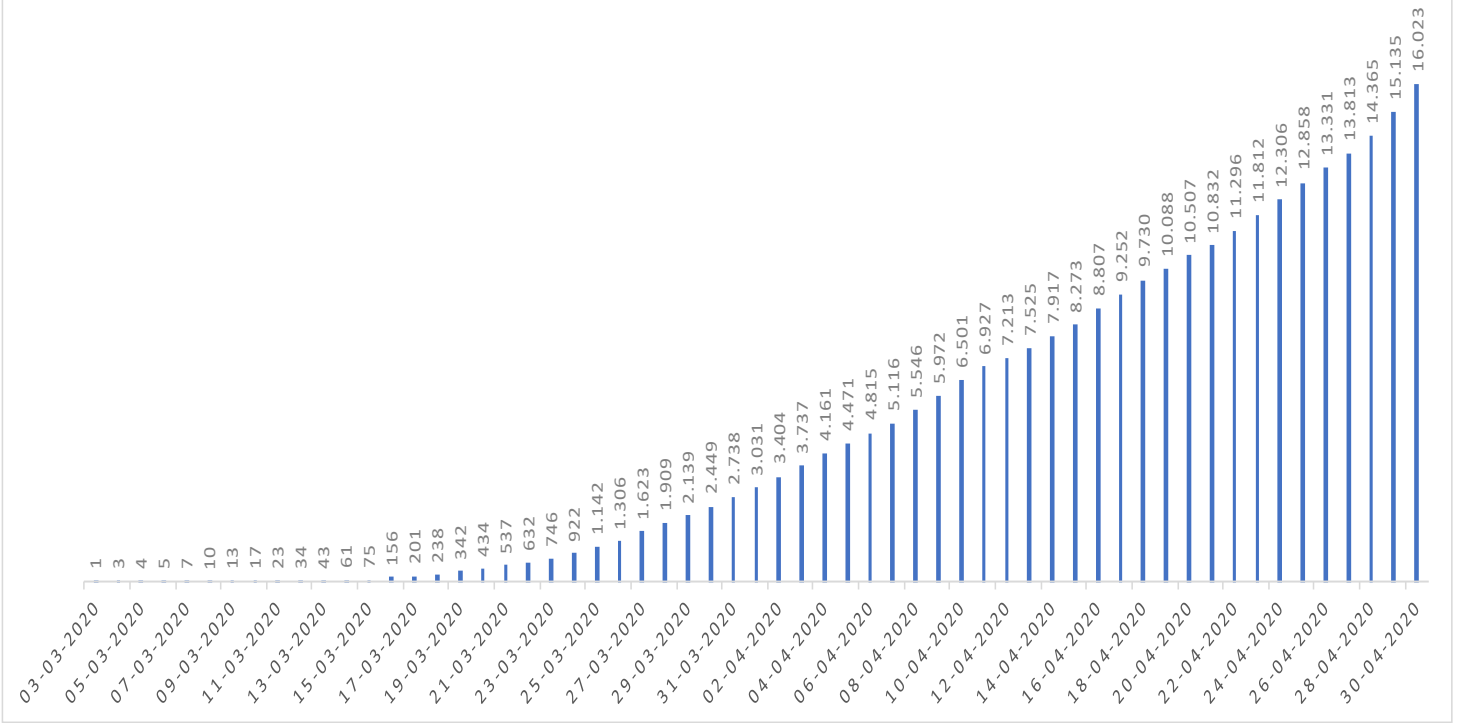
El ideal es verlo en un computador

Cronavirus en CHILE				
Dia	Chile	Aumento	Muerto	%
03-03-2020	1			
04-03-2020	3	200,00%		
05-03-2020	4	33,33%		
06-03-2020	5	25,00%		
07-03-2020	7	40,00%		
08-03-2020	10	42,86%		
09-03-2020	13	30,00%		
10-03-2020	17	30,77%		
11-03-2020	23	35,29%		
12-03-2020	34	47,83%		
13-03-2020	43	26,47%		
14-03-2020	61	41,86%		
15-03-2020	75	22,95%		
16-03-2020	156	108,00%		
17-03-2020	201	28,85%		
18-03-2020	238	18,41%		
19-03-2020	342	43,70%		
20-03-2020	434	26,90%		
21-03-2020	537	23,73%	1	
22-03-2020	632	17,69%	1	
23-03-2020	746	18,04%	2	100,00%
24-03-2020	922	23,59%	2	0,00%
25-03-2020	1.142	23,86%	3	50,00%
26-03-2020	1.306	14,36%	4	33,33%
27-03-2020	1.623	24,27%	5	25,00%
28-03-2020	1.909	17,62%	6	20,00%
29-03-2020	2.139	12,05%	7	16,67%
30-03-2020	2.449	14,49%	8	14,29%
31-03-2020	2.738	11,80%	12	50,00%
01-04-2020	3.031	10,70%	16	33,33%
02-04-2020	3.404	12,31%	18	12,50%
03-04-2020	3.737	9,78%	22	22,22%
04-04-2020	4.161	11,35%	27	22,73%
05-04-2020	4.471	7,45%	34	25,93%
06-04-2020	4.815	7,69%	37	8,82%
07-04-2020	5.116	6,25%	43	16,22%
08-04-2020	5.546	8,41%	48	11,63%
09-04-2020	5.972	7,68%	57	18,75%
10-04-2020	6.501	8,86%	65	14,04%
11-04-2020	6.927	6,55%	73	12,31%
12-04-2020	7.213	4,13%	80	9,59%
13-04-2020	7.525	4,33%	82	2,50%
14-04-2020	7.917	5,21%	92	12,20%
15-04-2020	8.273	4,50%	94	2,17%
16-04-2020	8.807	6,45%	105	11,70%
17-04-2020	9.252	5,05%	116	10,48%
18-04-2020	9.730	5,17%	126	8,62%
19-04-2020	10.088	3,68%	133	5,56%
20-04-2020	10.507	4,15%	139	4,51%
21-04-2020	10.832	3,09%	147	5,76%
22-04-2020	11.296	4,28%	160	8,84%
23-04-2020	11.812	4,57%	168	5,00%
24-04-2020	12.306	4,18%	174	3,57%
25-04-2020	12.858	4,49%	181	4,02%
26-04-2020	13.331	3,68%	189	4,42%
27-04-2020	13.813	3,62%	198	4,76%
28-04-2020	14.365	4,00%	207	4,55%
29-04-2020	15.135	5,36%	216	4,35%
30-04-2020	16.023	5,87%	227	5,09%

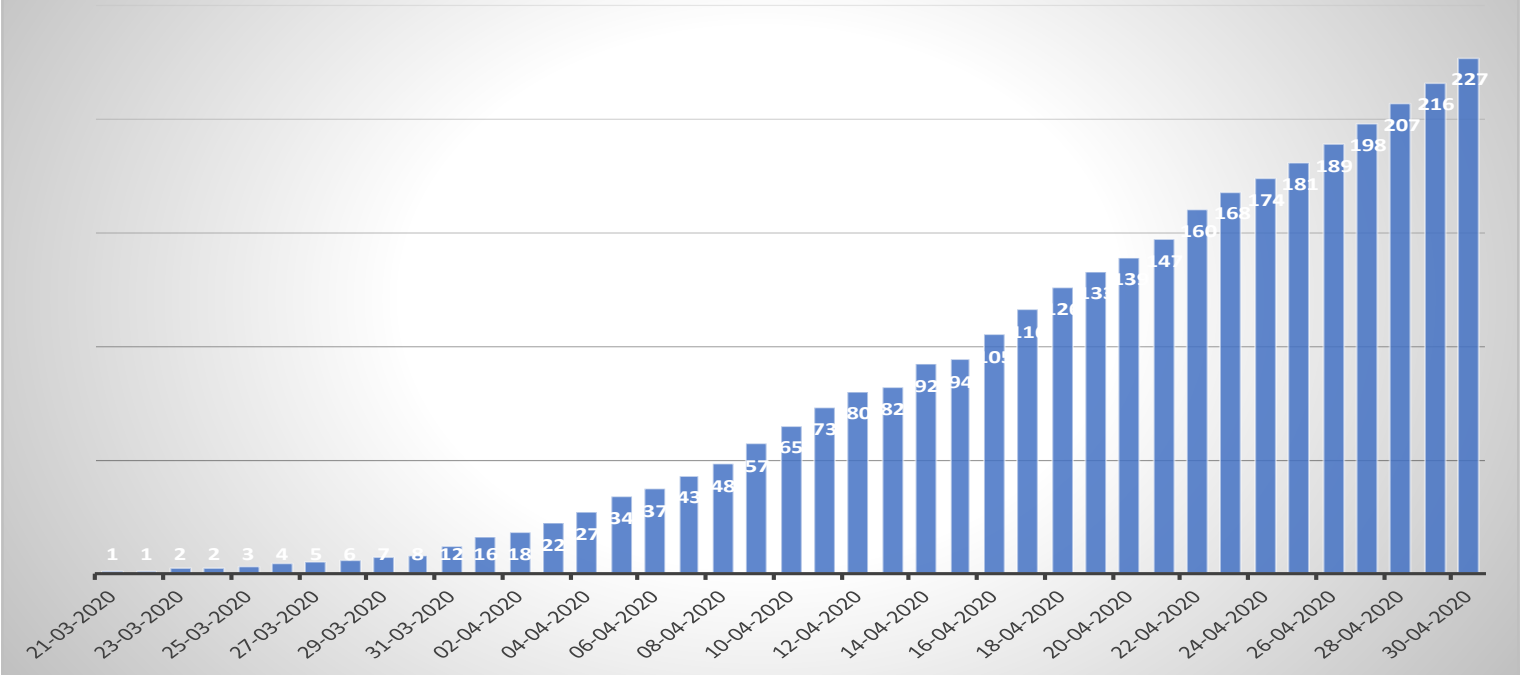


Coronavirus

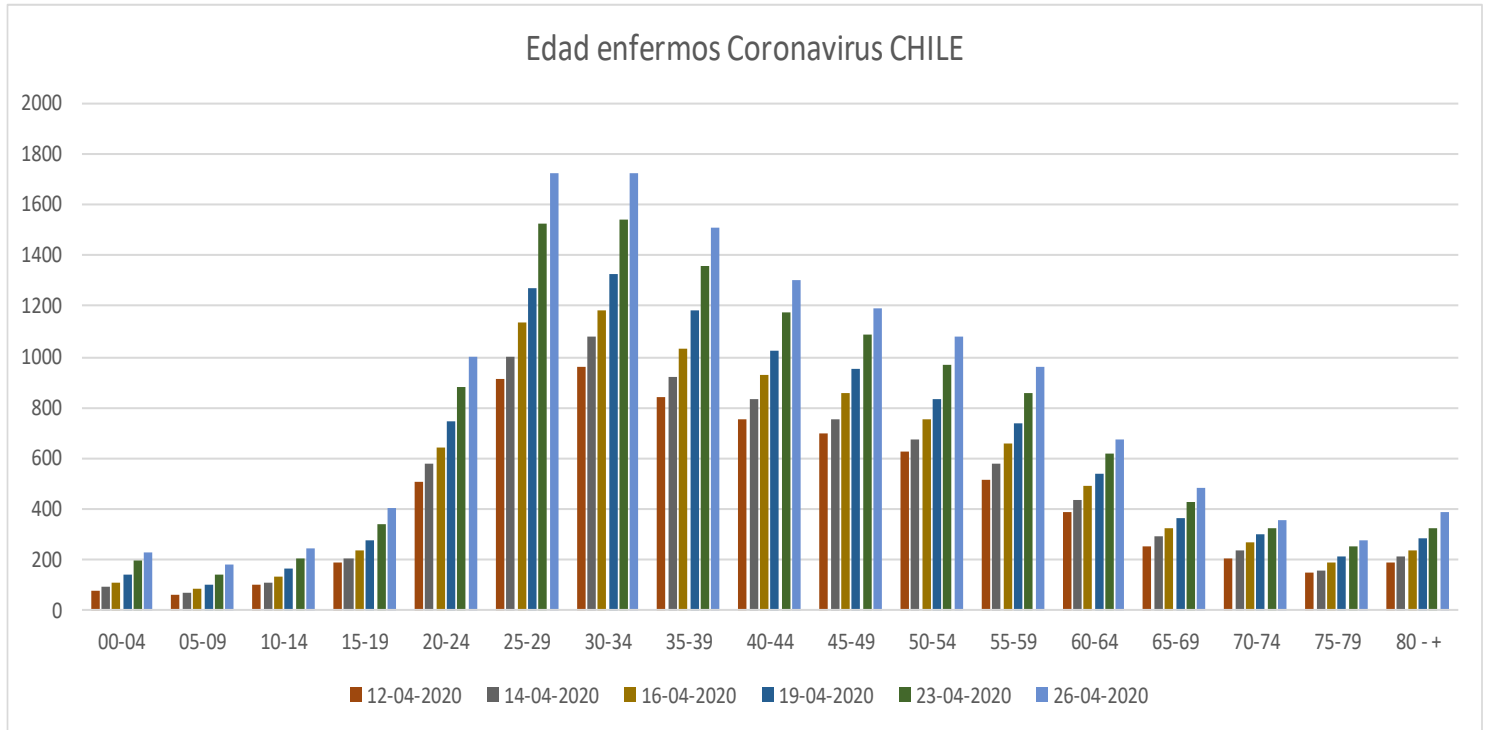
ENFERMOS CORONAVIRUS CHILE



Muertos en Chile por Coronavirus



Coronavirus



Coronavirus

COVID-19 en Chile y sus Regiones

Población	252.110	382.773	691.854	314.709	836.096	1.960.170	8.125.072	991.063	1.131.939	511.551	1.663.696	1.014.343	405.835	891.440	178.362	107.297	19.458.310
Region /Fecha	Arica	Tarapacá	Antofagasta	Atacama	Coquimbo	Valparaíso	Metropolitana	O'Higgins	Maule	Ñuble	Biobío	Araucanía	Los Ríos	Los Lagos	Magallanes	Aysén	Total
31-03-2020	6	10	35	2	28	115	1.420	23	62	245	216	302	58	151	63	2	2.738
01-04-2020	6	10	39	3	30	136	1.521	26	71	259	240	343	64	181	99	3	3.031
02-04-2020	7	12	47	3	34	156	1.636	32	82	341	275	389	68	203	114	5	3.404
03-04-2020	12	13	54	5	35	176	1.742	33	89	370	302	432	78	234	156	6	3.737
04-04-2020	12	17	55	5	44	185	1.957	38	97	401	347	477	89	259	172	6	4.161
05-04-2020	28	20	60	5	50	191	2.102	41	103	425	365	509	99	276	190	7	4.471
06-04-2020	41	21	68	5	51	198	2.244	42	108	474	383	562	104	286	221	7	4.815
07-04-2020	53	23	69	6	52	214	2.350	42	108	522	410	612	109	299	240	7	5.116
08-04-2020	63	26	77	8	56	225	2.548	43	119	561	439	669	114	325	266	7	5.546
09-04-2020	75	29	92	10	61	230	2.832	44	128	571	460	689	118	340	286	7	5.972
10-04-2020	87	35	110	13	61	241	3.193	44	131	589	474	712	124	349	331	7	6.501
11-04-2020	107	38	117	13	64	248	3.448	45	134	606	490	739	130	364	377	7	6.927
12-04-2020	115	46	138	13	66	254	3.599	46	138	613	500	775	135	372	396	7	7.213
13-04-2020	115	52	149	13	66	273	3.803	48	141	618	512	795	138	380	415	7	7.525
14-04-2020	120	62	155	13	66	285	4.086	53	142	622	528	816	148	385	429	7	7.917
15-04-2020	124	62	176	13	66	299	4.334	54	152	634	542	826	150	390	444	7	8.273
16-04-2020	129	66	192	13	68	330	4.682	54	167	639	559	882	153	399	467	7	8.807
17-04-2020	134	73	211	13	68	345	4.915	55	223	656	578	907	154	412	501	7	9.252
18-04-2020	142	81	226	13	68	359	5.192	55	276	667	606	944	156	416	522	7	9.730
19-04-2020	145	90	249	13	68	381	5.381	55	302	678	616	972	157	421	553	7	10.088
20-04-2020	161	93	263	13	69	388	5.643	56	304	687	626	1.045	162	424	566	7	10.507
21-04-2020	170	104	291	13	69	403	5.788	57	316	694	636	1.092	167	432	593	7	10.832
22-04-2020	180	114	326	13	70	421	6.083	59	328	703	658	1.113	171	445	605	7	11.296
23-04-2020	210	128	340	18	70	429	6.434	76	333	708	675	1.142	173	454	615	7	11.812
24-04-2020	239	134	366	21	72	436	6.761	81	349	715	683	1.184	174	460	624	7	12.306
25-04-2020	245	143	391	24	73	454	7.165	85	350	725	696	1.203	177	465	655	7	12.858
26-04-2020	252	156	443	29	73	460	7.496	92	354	731	703	1.216	178	473	668	7	13.331
27-04-2020	265	164	457	35	74	485	7.858	94	363	741	706	1.236	180	477	671	7	13.813
28-04-2020	268	169	481	35	74	493	8.300	97	384	747	709	1.251	180	477	693	7	14.365
29-04-2020	272	183	514	42	76	526	8.639	104	392	761	719	1.273	182	481	714	7	14.885
30-04-2020	279	198	546	43	76	559	9.625	108	393	768	727	1.293	189	487	725	7	16.023



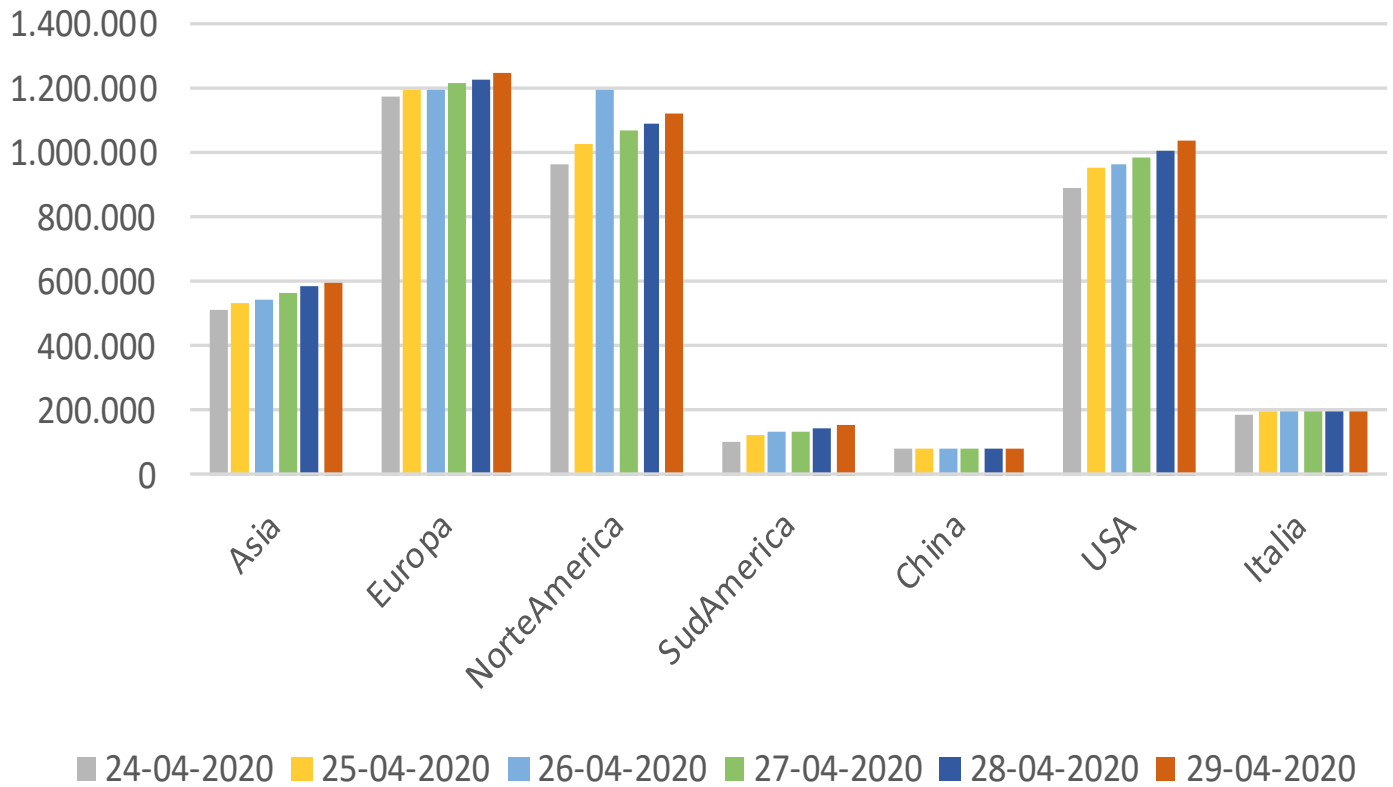
Coronavirus

Población	4.623.686.366	740.395.378	370.756.540	440.101.430	1.406.163.160	333.029.030	59.813.614
	Asia	Europa	NorteAmerica	SudAmerica	China	USA	Italia
09-04-2020	268.098	748.242	466.250	35.997	81.865	435.780	0
10-04-2020	279.917	782.904	502.957	39.662	81.910	470.175	0
11-04-2020	293.682	825.210	538.345	45.165	81.953	503.177	152.271
12-04-2020	322.439	882.446	604.409	51.498	82.160	564.317	159.516
14-04-2020	336.503	904.080	631.142	55.653	82.249	589.015	159.516
15-04-2020	350.811	933.065	660.974	58.761	82.295	616.458	162.488
16-04-2020	372.630	965.749	715.441	65.880	82.341	667.572	168.941
17-04-2020	388.391	1.001.185	729.764	68.305	82.692	680.541	168.941
18-04-2020	401.987	1.011.187	764.849	73.483	82.719	712.399	172.434
19-04-2020	419.713	1.037.631	794.607	78.207	82.735	740.151	175.925
20-04-2020	436.926	1.054.934	823.191	82.800	82.747	765.613	178.972
21-04-2020	456.407	1.075.310	853.422	86.592	82.758	792.958	181.228
22-04-2020	476.606	1.140.648	888.579	92.254	83.853	823.786	183.957
23-04-2020	493.508	1.157.170	917.447	97.316	83.853	849.094	187.327
24-04-2020	515.495	1.181.915	966.047	105.462	83.853	894.475	192.994
25-04-2020	535.925	1.195.779	1.029.490	130.130	83.853	954.209	195.351
26-04-2020	549.973	1.201.193	1.201.897	131.375	82.872	963.472	195.351
27-04-2020	566.817	1.216.016	1.068.263	138.483	83.853	987.916	197.675
28-04-2020	584.810	1.230.194	1.095.615	145.212	83.853	1.011.408	199.414
29-04-2020	602.932	1.252.183	1.125.973	155.592	83.853	1.038.490	201.505



Coronavirus

Continente y Países infectados

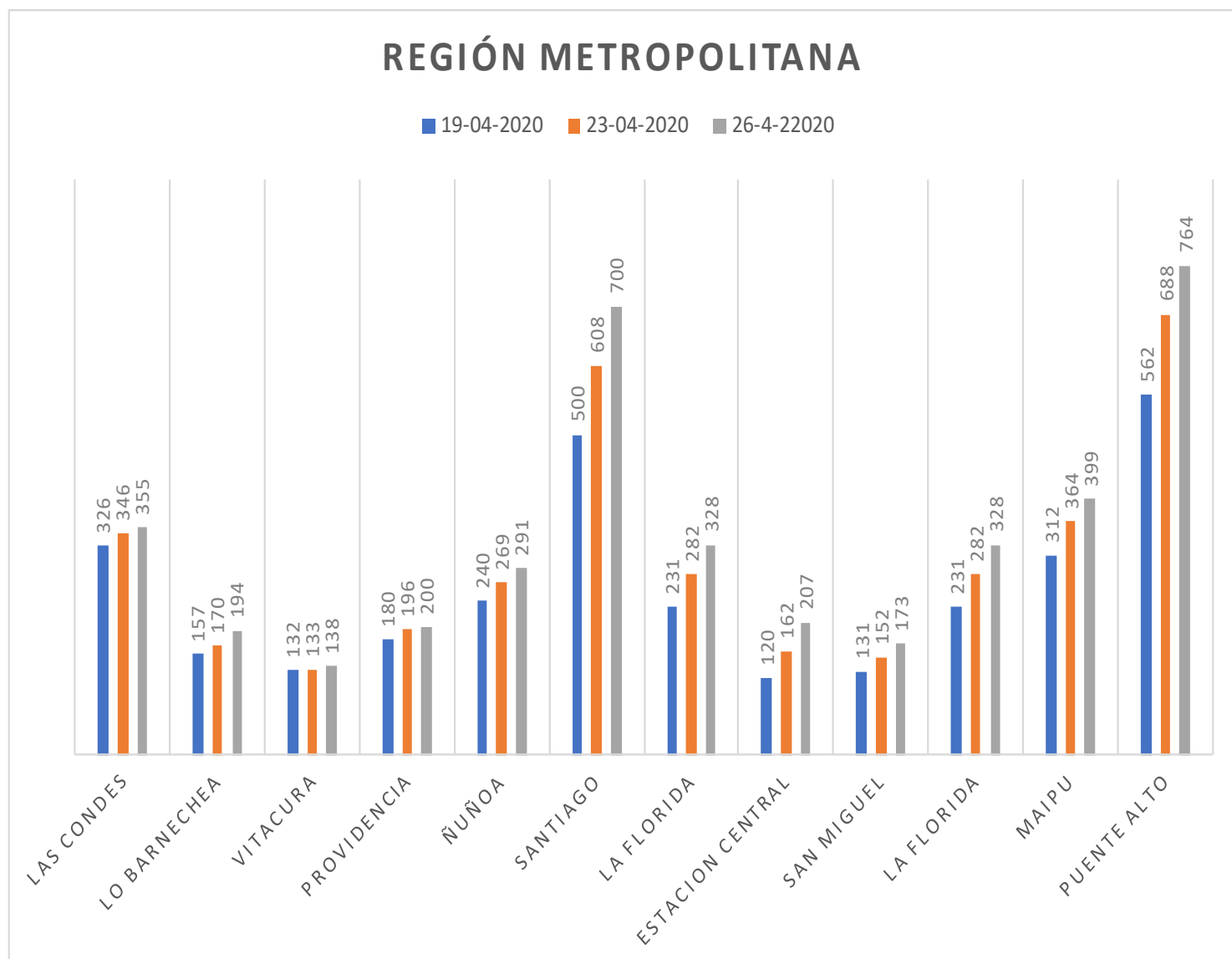


Coronavirus

Lugar	13-03-2020	14-03-2020	15-03-2020	16-03-2020	17-03-2020	30-03-2020	31-03-2020	02-04-2020	09-04-2020	12-04-2020	14-04-2020	16-04-2020	19-04-2020	23-04-2020	26-4-22020
Las Condes	10	17	25	35	40	181	208	224	266	296	306	320	326	346	355
Lo Barnechea						68	78	85	105	116	125	144	157	170	194
Vitacura	14	13	15	40	52	83	90	100	114	127	128	130	132	133	138
Providencia	4	6	8	36	40	82	87	94	115	136	147	164	180	196	200
Nuñoa	0	1	2	4	5	67	84	93	118	171	188	217	240	269	291
Santiago	1	2	3	3	6	127	156	173	271	375	404	463	500	608	700
La Florida	0	0	1	1	3	43	58	67	103	165	176	211	231	282	328
Estacion Central	0	0	0	1	1	16	22	25	41	71	89	101	120	162	207
San Miguel	0	0	0	0	1	25	32	39	56	86	97	111	131	152	173
La Florida						43	58	67	103	165	176	211	231	282	328
Maipu						43	55	64	106	203	241	284	312	364	399
Puente Alto						45	58	76	166	322	374	472	562	688	764
Total					148	823	986	1.107	1.564	2.233	2.451	2.828	3.122	3.652	4.077

REGIÓN METROPOLITANA

■ 19-04-2020 ■ 23-04-2020 ■ 26-4-22020

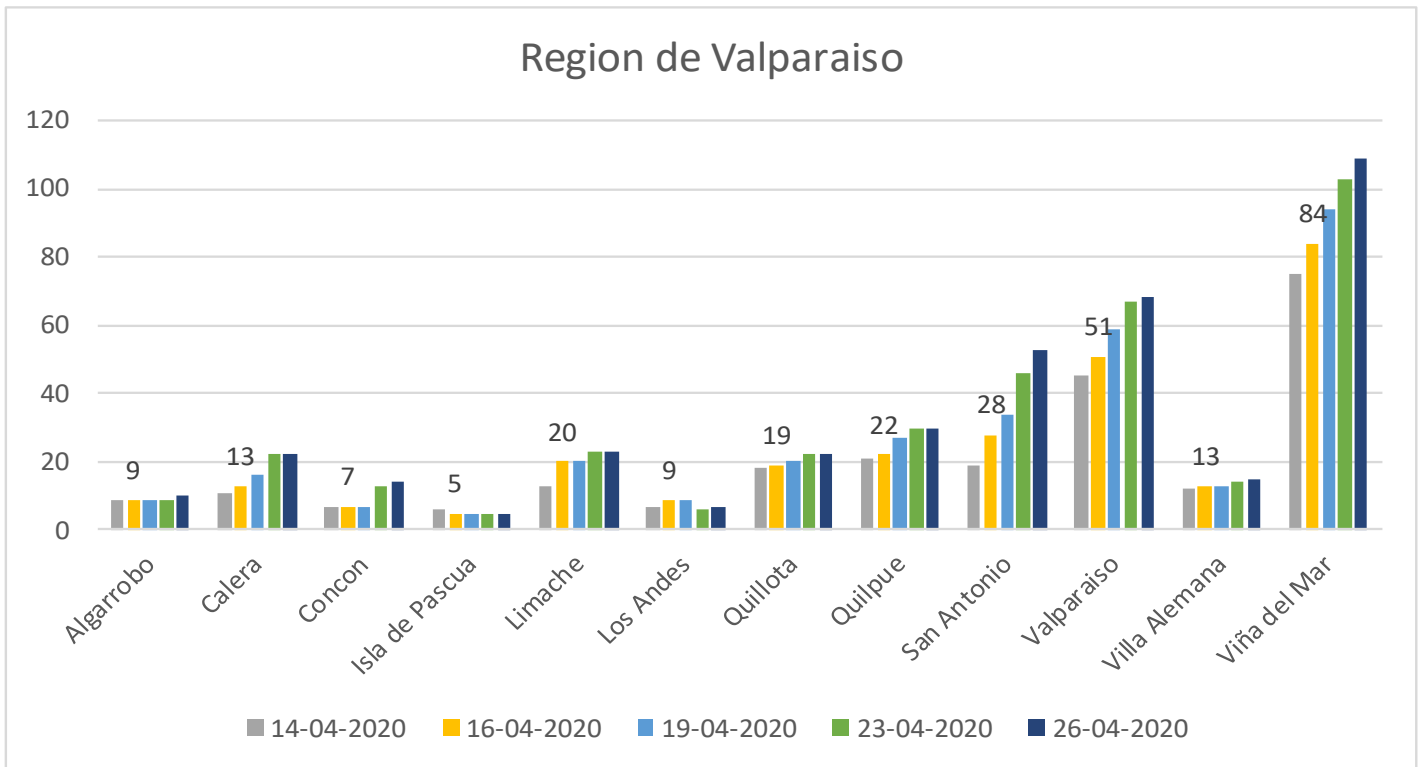


Coronavirus

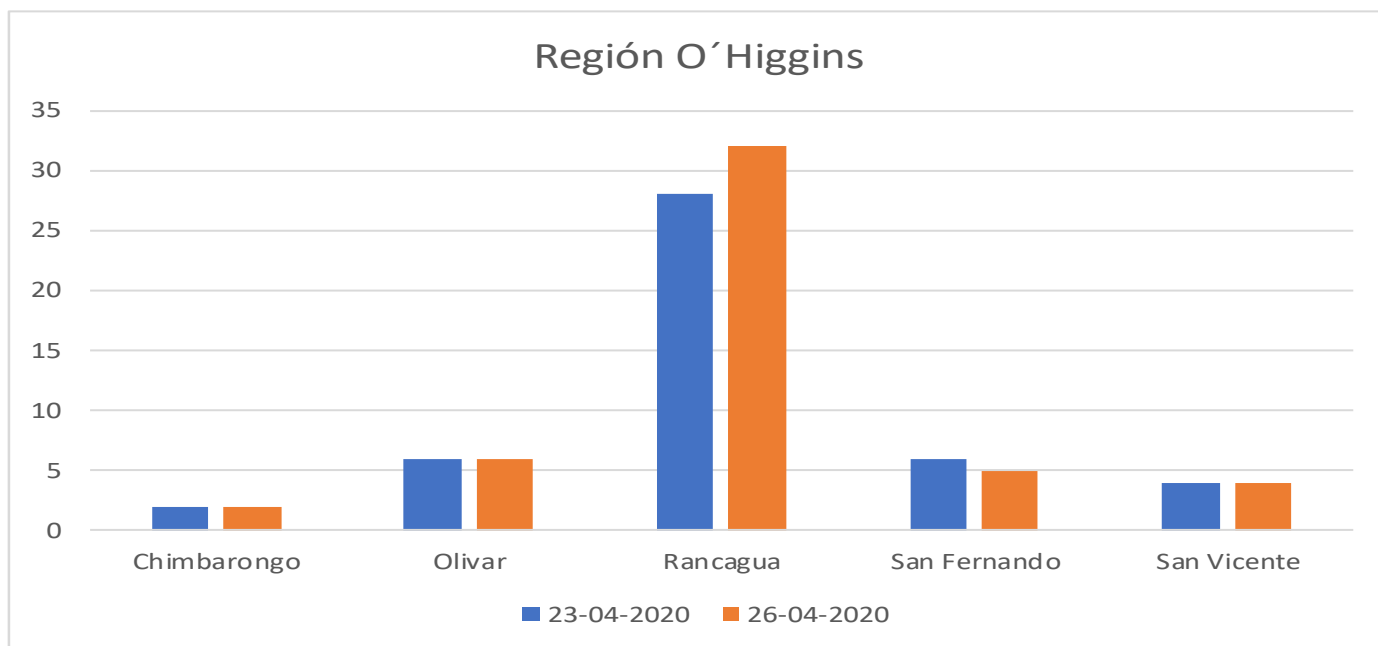
Región de Valparaíso

	09-04-2020	12-04-2020	14-04-2020	16-04-2020	19-04-2020	23-04-2020	26-04-2020
Algarrobo	8	8	9	9	9	9	10
Calera	0	9	11	13	16	22	22
Concon	6	6	7	7	7	13	14
Isla de Pascua	5	6	6	5	5	5	5
Limache	0	8	13	20	20	23	23
Los Andes	6	6	7	9	9	6	7
Quillota	13	16	18	19	20	22	22
Quilpue	15	20	21	22	27	30	30
San Antonio	9	17	19	28	34	46	53
Valparaíso	36	44	45	51	59	67	68
Villa Alemana	12	12	12	13	13	14	15
Viña del Mar	66	72	75	84	94	103	109

Region de Valparaíso



Coronavirus



Región de O'Higgins										
Ciudad	07-04-2020	12-04-2020	14-04-2020	16-04-2020	19-04-2020	23-04-2020	26-04-2020			
Chimbarongo	0	2	4	4	2	2	2			
Olivar	0	6	7	7	6	6	6			
Rancagua	15	15	15	15	22	28	32			
San Fernando	4	4	4	5	5	6	5			
San Vicente	4	4	4	4	4	4	4			



Coronavirus

Región Maule					
Ciudad	02-04-2020	07-04-2020	19-04-2020	23-04-2020	26-04-2020
Cauquenes		4	10	12	13
Colbún	4	5	5	6	6
constitucion		5	11	18	19
Curico	11	13	31	31	37
Linares	10	12	22	22	24
Parral		4	6	9	9
San Javier		7	16	20	20
Talca	42	51	133	145	149
Teno			2	2	2

